

2019 SIGNAGE CATALOG



Your Community Enhancement Solution...

OUTDOOR ACCESSORIES


UNLIMITED

Commercial
&
Residential



outdoorau@yahoo.com
outdooraccessoriesunlimited.com

Phone 586.557.0613
Fax 586.566.8295



CONTENTS



	PAGE
CAST METAL TEE SIGNS	4 - 9
COURSE DIRECTIONALS	10 - 13
FACILITY WAYFINDING	14 - 15
COURSE CONDITION SIGNS	16 - 17
PRACTICE AREAS MARKERS	18 - 19
IN-GROUND YARDAGE MARKERS	20 - 25
TEE MARKERS	26 - 29
ENGRAVED PLASTIC	32 - 37
CAST PLAQUES	38 - 47
MOUNTING STYLES & POST OPTIONS	48 - 53
COLOR & FINISH OPTIONS	54 - 55
A FEW THINGS TO REMEMBER...	56



STANDARD TEE SIGNS

Cast metal tee signs add to the golfer's experience while playing your course. Cast bronze and aluminum tee signs not only help identify each hole, but they do it with distinction like no other material can. Choose from 10 standard shapes in 7 different sizes. Don't see what you like? We can help you create something truly unique to your facility, call us today!

BRONZE

Size	Signature	Classic	Imperial
10" x 16"	TS - 1016 - BZ	TC - 1016 - BZ	TI - 1016 - BZ
12" x 14"	TS - 1214 - BZ	TC - 1214 - BZ	TI - 1214 - BZ
12" x 18"	TS - 1218 - BZ	TC - 1218 - BZ	TI - 1218 - BZ
14" x 20"	TS - 1420 - BZ	TC - 1420 - BZ	TI - 1420 - BZ
14" x 22"	TS - 1422 - BZ	TC - 1422 - BZ	TI - 1422 - BZ
16" x 22"	TS - 1622 - BZ	TC - 1622 - BZ	TI - 1622 - BZ
18" x 24"	TS - 1824 - BZ	TC - 1824 - BZ	TI - 1824 - BZ

ALUMINUM

Size	Signature	Classic	Imperial
10" x 16"	TS - 1016 - AL	TC - 1016 - AL	TI - 1016 - AL
12" x 14"	TS - 1214 - AL	TC - 1214 - AL	TI - 1214 - AL
12" x 18"	TS - 1218 - AL	TC - 1218 - AL	TI - 1218 - AL
14" x 20"	TS - 1420 - AL	TC - 1420 - AL	TI - 1420 - AL
14" x 22"	TS - 1422 - AL	TC - 1422 - AL	TI - 1422 - AL
16" x 22"	TS - 1622 - AL	TC - 1622 - AL	TI - 1622 - AL
18" x 24"	TS - 1824 - AL	TC - 1824 - AL	TI - 1824 - AL

STANDARD TEE SIGN STYLES

SIGNATURE

- Course Logo
- Hole Number
- Par Number



IMPERIAL


- Course Logo
- Hole Number
- Par Number
- Tee Box Yardages
- Color Dots (optional)
- Hand-painted Hole Map

*Shown with sponsor sign (see page 46)



CLASSIC

- Course Logo
- Hole Number
- Par Number
- Tee Box Yardages
- Color Dots (optional)



FULL COURSE PACKAGES - 18 TEE SIGNS, POSTS & CAPS



SIGNATURE SERIES

Size	Bronze	Aluminum
10" x 16"	PKG - TS - 1016 BZ	PKG - TS - 1016 AL
12" x 18"	PKG - TS - 1218 BZ	PKG - TS - 1218 AL
14" x 20"	PKG - TS - 1420 BZ	PKG - TS - 1420 AL

CLASSIC SERIES

Size	Bronze	Aluminum
12" x 18"	PKG - TC - 1218 BZ	PKG - TC - 1218 AL
14" x 20"	PKG - TC - 1420 BZ	PKG - TC - 1420 AL
*16" x 22"	PKG - TC - 1622 BZ	PKG - TC - 1622 AL


IMPERIAL SERIES

Size	Bronze	Aluminum
14" x 20"	PKG - TI - 1420 BZ	PKG - TI - 1420 AL
*16" x 22"	PKG - TI - 1622 BZ	PKG - TI - 1622 AL
*18" x 24"	PKG - TI - 1824 BZ	PKG - TI - 1824 AL



3" POST PACKAGE

Square	Smooth	Fluted
PRICE INCLUDED IN PACKAGE		
8 FOOT POST LENGTH		



4" POST PACKAGE

Square	Smooth	Fluted
PKG - POST - 44		
CHARGE TO UPGRADE		
8 FOOT POST LENGTH		



MOUNTING PACKAGES

Style	Product ID
DIRECT MOUNT	PKG-DM
SIDE MOUNT	PKG-SA
HANGER MOUNT	PKG-HA

* See Post Bases & Caps on pages 52-53.

* 16" x 22" & 18" x 24" sizes use Extrusion Collar Hanger Arm style mounting brackets

TEE SIGN OPTIONS

IMPERIAL HOLE MAPS

Send us your hole graphics and we can recreate them in rich dimensional detail cast directly into your tee signs.

PKG-HM



SPONSOR SIGNS

A great way to generate extra revenue or identify important donors. Sponsor signs can be mounted along side your tee signs in a variety of ways.

*See page 46 for more details.



CUSTOM TEE SIGNS

Looking for something other than our standard designs? For the more particular customers seeking to complement the landscape and facility with a specific look, our graphics team can create a concept truly unique to your establishment. Call us with your ideas, we can help!



SINGLE POST MOUNTED TEE SIGNS



Shown: Aluminum sign on Aluminum post



Shown: Aluminum sign on Plastic post



Shown: Bronze sign on IPE post

SIGNATURE SERIES

Size	Bronze	Aluminum
5" x 10"	TSSP-0510-BZ	TSSP-0510-AL
5" x 12"	TSSP-0512-BZ	TSSP-0512-AL

CLASSIC SERIES

Size	Bronze	Aluminum
5" x 14"	TCSP-0514-BZ	TCSP-0514-AL
5" x 18"	TCSP-0518-BZ	TCSP-0518-AL

IMPERIAL SERIES

Size	Bronze	Aluminum
5" x 18"	TISP-0518-BZ	TISP-0518-AL
9" x 18"	TISP-0918-BZ	TISP-0918-AL

LSC-TSSP - PATTERN SETUP CHARGE FOR ORDERS LESS THAN 18 UNITS

* Call for pricing and availability on aluminum, plastic and IPE posts



10 gallon heavy gauge perforated steel waste enclosure.
12" diameter, 24" height



10 gallon round recycled plastic waste enclosure.
18" diameter, 20" height



Ball washer plunger repair kit - Includes brushes, drains and all required stainless hardware

Product ID

HIN-BK

Product ID

GL-TC10

Product ID

BW-RPR

BALL WASHER OPTIONS



699 SERIES BALL WASHER

699 series (5 pints)

Product ID
BW-699-RED
BW-699-GREEN
BW-699-BLACK



700 SERIES BALL WASHER

700 series (7.2 pints)

Product ID
BW-700-RED
BW-700-GREEN
BW-700-BLACK



HEXAGON POST BASE

Cast aluminum free standing base with 42" length aluminum post and 2.375" diameter flat cap option

Product ID
BW-HEXBASE
BW-POST
FN-FLAT



Aluminum ball washer bracket. Fits most style ball washer units.

Product ID
BW-BKT



Custom copper ball washer medallion. Designed to display your course logo, hole information or sponsor and donor information.

Product ID
BWM-CUS



Cotton Tri-fold towel, available in green or black (12 per pkg.)

Product ID
BW-TW



REFINE YOUR COURSE DIRECTION

Compliment the landscape of your course with cast bronze and aluminum directional signage. Cast metal signage is a tasteful and elegant way to communicate course direction with your patrons. Combine your logo with one of our many shapes and sizes available. Use up to 30 characters per sign (minimum letter size of 1”). All golfers, whether a club member, or a first-time visitor, will appreciate a well-marked golf course. Identify speed play and other important areas of your course with prominent yet elegant signage. Sketch the desired layout of your sign and we will promptly provide drawings for your approval. See our Gallery for more examples, pages 30-31 and 57-59.



Size	Bronze	Aluminum
6" x 12"	DS - 0612 - BZ	DS - 0612 - AL
8" x 10"	DS - 0810 - BZ	DS - 0810 - AL
8" x 12"	DS - 0812 - BZ	DS - 0812 - AL
9" x 12"	DS - 0912 - BZ	DS - 0912 - AL
10" x 12"	DS - 1012 - BZ	DS - 1012 - AL
10" x 14"	DS - 1014 - BZ	DS - 1014 - AL
12" x 14"	DS - 1214 - BZ	DS - 1214 - AL
12" x 16"	DS - 1216 - BZ	DS - 1216 - AL
12" x 18"	DS - 1218 - BZ	DS - 1218 - AL
12" x 20"	DS - 1220 - BZ	DS - 1220 - AL
14" x 20"	DS - 1420 - BZ	DS - 1420 - AL
14" x 22"	DS - 1422 - BZ	DS - 1422 - AL
16" x 22"	DS - 1622 - BZ	DS - 1622 - AL
18" x 24"	DS - 1824 - BZ	DS - 1824 - AL



12" STOP SIGN

Description	Product ID
BRONZE BRUSHED SATIN	SS - 1212 - BS
ALUMINUM WITH BRUSHED SATIN	SS - 1212 - AS
ALUMINUM WITH ROLLED GOLD	SS - 1212 - AG



18" STOP SIGN

Description	Product ID
BRONZE BRUSHED SATIN	SS - 1818 - BS
ALUMINUM WITH BRUSHED SATIN	SS - 1818 - AS
ALUMINUM WITH ROLLED GOLD	SS - 1818 - AG



18" YIELD SIGN

Description	Product ID
BRONZE BRUSHED SATIN	YS - 18 - BS
ALUMINUM WITH ROLLED BLACK	YS - 18 - AS



GOLF CARTS STOP - 10" x 16"

Description	Product ID
BRONZE BRUSHED SATIN	TR - CART - BS
ALUMINUM WITH BRUSHED SATIN	TR - CART - AS
ALUMINUM WITH ROLLED GOLD	TR - CART - AG



12" CART CART CROSSING

Description	Product ID
BRONZE BRUSHED SATIN	TR - XING - BS
ALUMINUM WITH ROLLED BLACK	TR - XING - AS



12" PRIVATE PROPERTY - GOLF CARTS

Description	Product ID
BRONZE BRUSHED SATIN	PS - 12 - BZ
ALUMINUM WITH BRUSHED SATIN	PS - 12 - AS
ALUMINUM WITH ROLLED GOLD	PS - 12 - AG



SPEED LIMIT - 12" x 14"

Description	Product ID
BRONZE BRUSHED SATIN	SPEED - 1214 - BZ
ALUMINUM BRUSHED SATIN	SPEED - 1214 - AS
ALUMINUM WITH ROLLED GOLD	SPEED - 1214 - AG



PRIVATE PROPERTY - 14" x 9" OVAL

Description	Product ID
BRONZE BRUSHED SATIN	PP - OVAL - BZ
ALUMINUM BRUSHED SATIN	PP - OVAL - AS
ALUMINUM WITH ROLLED GOLD	PP - OVAL - AG



PGA PILL LOGO - 7" x 9.5"

Description	Product ID
BRONZE BRUSHED SATIN	PGA - PILL - BZ
ALUMINUM BRUSHED SATIN	PGA - PILL - AS
ALUMINUM WITH ROLLED GOLD	PGA - PILL - AG

Choose speed number at time of order.



NO SOLICITORS - 14" x 7"

Description	Product ID
BRONZE	NS-1407-BZ
ALUMINUM	NS-1407-AS
ALUMINUM WITH ROLLED GOLD	NS-1407-AG



RESTROOM - 16" x 4"

Description	Product ID
BRONZE	RR-1604-BZ
ALUMINUM	RR-1604-AS
ALUMINUM WITH ROLLED GOLD	RR-1604-AG



PRO SHOP - 15" x 4"

Description	Product ID
BRONZE	PRO-1504-BZ
ALUMINUM	PRO-1504-AS
ALUMINUM WITH ROLLED GOLD	PRO-1504-AG



PRIVATE DRIVE - 18" x 12"

Description	Product ID
BRONZE	PD-1812-BZ
ALUMINUM	PD-1812-AS
ALUMINUM WITH ROLLED GOLD	PD-1812-AG



DO NOT ENTER - 18" x 12"

Description	Product ID
BRONZE	DNE-1812-BZ
ALUMINUM	DNE-1812-AS
ALUMINUM WITH ROLLED GOLD	DNE-1812-AG



NO PERSONAL COOLERS - 24" x 8"

Description	Product ID
BRONZE	NPCA-2408-BZ
ALUMINUM	NPCA-2408-AS
ALUMINUM WITH ROLLED GOLD	NPCA-2408-AG



STAFF ONLY - 13" x 4"

Description	Product ID
BRONZE	SO-1304-BZ
ALUMINUM	SO-1304-AS
ALUMINUM WITH ROLLED GOLD	SO-1304-AG



TODAYS CART RULES - 12" x 14"

Description	Product ID
BRONZE	TCR-1214-BZ
ALUMINUM	TCR-1214-AS
ALUMINUM WITH ROLLED GOLD	TCR-1214-AG



SLIPPERY WHEN WET - 12" x 10"

Description	Product ID
BRONZE	SLIP-1210-BZ
ALUMINUM	SLIP-1210-AS
ALUMINUM WITH ROLLED GOLD	SLIP-1210-AG



LOCKER ROOM - 21" x 6"

Description	Product ID
BRONZE	LOCK-2106-BZ
ALUMINUM	LOCK-2106-AS
ALUMINUM WITH ROLLED GOLD	LOCK-2106-AG



MENS / LADIES ROOM - 13" x 4"

Description	Product ID
BRONZE	ROOM-1304-BZ
ALUMINUM	ROOM-1304-AS
ALUMINUM WITH ROLLED GOLD	ROOM-1304-AG



LADIES - 13" x 4" MEN'S - 10" x 4"

Description	Product ID
BRONZE	LM-1304-BZ
ALUMINUM	LM-1304-AS
ALUMINUM WITH ROLLED GOLD	LM-1304-AG



LADIES / GENTLEMEN - 13" x 4"

Description	Product ID
BRONZE	LG-1304-BZ
ALUMINUM	LG-1304-AS
ALUMINUM WITH ROLLED GOLD	LG-1304-AG



COURSE CONDITION SIGNS - 12" x 4"

Description	Product ID
BRONZE	CC-1204-BZ
ALUMINUM	CC-1204-AS
ALUMINUM WITH ROLLED GOLD	CC-1204-AG



CART PATH ONLY THIS HOLE - 13" x 7"

Description	Product ID
BRONZE	CPOTH-1307-BZ
ALUMINUM	CPOTH-1307-AS
ALUMINUM WITH ROLLED GOLD	CPOTH-1307-AG





REFLECTIVE TRAFFIC SIGNS

An effective yet economical way to add signage to busy areas of your facility. We can provide any standard DOT Traffic sign with the same reflectivity requirements specified by the Federal Government. Combined with decorative poles, bases and frames, you can maintain the distinctive look your facility demands.

VISIT OUR WEBSITE FOR ALL AVAILABLE OPTIONS



EXTRUDED ALUMINUM SIGN FRAMES



Stop	Square	Rectangle	Yield	Diamond
24" (SF-SS02)	24" (SF-SQ02)	12" x 6" (SF-RT01)	24" (SF-YD01)	18" (SF-DM01)
30" (SF-SS03)	30" (SF-SQ03)	12" x 18" (SF-RT02)	30" (SF-YD02)	24" (SF-DM02)
36" (SF-SS04)	36" (SF-SQ04)	18" x 24" (SF-RT03)		30" (SF-DM03)
		24" x 30" (SF-RT04)		36" (SF-DM04)

COURSE WAYFINDING OPTIONS

POST & PANEL TRAFFIC SIGNS

Place signage in strategic positions to direct patrons when they are entering or leaving your facility. Our team can help find the best design solution and material to fit your needs and budget.



STREET SIGNS

Point to specific areas or identify important street names easily and effectively. Many styles and material options available.

*See our gallery for a few examples.



CUSTOM CAST WAYFINDING

Our wayfinding packages use complimenting designs, materials, colors and styles which communicate an aesthetic sensibility, sense of purpose, and a welcoming feeling. We take your ideas and consider both the design and application of each sign to determine proper fonts, size and design layout to maximize effectiveness. We can also incorporate logos or custom graphics that will help add brand identity to your commercial or residential development.





DYNAMIC SIGNAGE

Custom made to fit your courses message requirements. Our unique message slider system allows for quick and easy message changes to effectively communicate with your patrons.

- Pin Location
- Course Rule Signs
- Club Champions
- Driving Range
- Parking Designations



Size	Bronze	Aluminum
10" x 12"	CR - 1012 - BZ	CR - 1012 - AL
12" x 14"	CR - 1214 - BZ	CR - 1214 - AL
12" x 18"	CR - 1218 - BZ	CR - 1218 - AL
14" x 20"	CR - 1420 - BZ	CR - 1420 - AL
14" x 22"	CR - 1422 - BZ	CR - 1422 - AL
16" x 22"	CR - 1622 - BZ	CR - 1622 - AL
18" x 24"	CR - 1824 - BZ	CR - 1824 - AL

QUICK CHANGE MESSAGE & NUMBER OPTIONS

Choose from our standard options below, or create your own unique message. Sliders are available in 2" height plates and a variety of lengths to fit your needs. Our slider plate system can easily be switched by sliding the appropriate message plates into anodized black extrusions that are attached to the surface of the sign face.



2" x 2" METAL NUMBERS

INDIVIDUAL NUMBERS	
Bronze	Aluminum
NK-22-IN-BZ	NK-22-IN-AL

NUMBER KITS	
Bronze	Aluminum
NK-22-11-BZ	NK-22-11-AL

4" x 3" METAL NUMBERS

INDIVIDUAL NUMBERS	
Bronze	Aluminum
RP-43-BZ	RP-43-AL



BRONZE & ALUMINUM MESSAGE PLATES - 6", 8", 10", 12"

Size	Bronze	Aluminum
6" x 2"	RP-62-BZ	RP-62-AL
8" x 2"	RP-82-BZ	RP-82-AL
10" x 2"	RP-10-BZ	RP-10-AL
12" x 2"	RP-12-BZ	RP-12-AL

CUSTOM MESSAGE - LSC-RP

8.0	10.5	90° RULE	USE 90° RULE	CART ON PATH	PATH ONLY	ROUGH ONLY
8.5	1	OPEN	CART PATH ONLY	OFF DUTY	90 DEGREE RULE	NO RESTRICTIONS
9.0	2	CLOSED	WINTER RULES	SCATTER	CART ON PATH ONLY	COURSE CLOSED
9.5	3	ON DUTY	SUMMER RULES	MATS	FAIRWAY ONLY	CHEMICALS APPLIED
10.0		LEFT	RIGHT	GRASS	WALKING ONLY	

ENGRAVED PLASTIC QUICK-CHANGE MESSAGE & NUMBER OPTIONS

2" x 2"	3" x 3"	2" x (6,8,10)" Message Plate
NK-22-IN-PL (INDIVIDUAL NUMBER)	NK-33-IN-PL (INDIVIDUAL NUMBER)	RP-62-PL
NK-22-11-PL (NUMBER KIT 0-9)	NK-33-11-PL (NUMBER KIT 0-9)	RP-82-PL
SPECIFY NUMBERS AND MESSAGES WHEN ORDERING. QUANTITY DISCOUNTS AVAILABLE, CALL FOR PRICING.		RP-102-PL



IN-GROUND RANGE PLAQUES

Mow over Range Markers are a perfect way to identify targets on the practice area. Locate plaques in different locations in your practice area to let golfers know the distance to targets and flags. Choose from our standard flag options below or have one custom designed to fit your needs.



Size	Bronze	Aluminum
12" x 14"	RM - 1214 - BZ	RM - 1214 - AL
12" x 18"	RM - 1218 - BZ	RM - 1218 - AL
14" x 20"	RM - 1420 - BZ	RM - 1420 - AL
14" x 22"	RM - 1422 - BZ	RM - 1422 - AL
16" x 22"	RM - 1622 - BZ	RM - 1622 - AL
18" x 24"	RM - 1824 - BZ	RM - 1824 - AL

FLAG IDENTIFICATION RANGE MARKERS



SMALL MARKER

3, 4, 5 Flags

VERTICAL MARKER

6 to 7 Flags

MEDIUM MARKER

Up to 5 Flags

ROUND MARKER

Up to 7 Flags

Size	Bronze	Aluminum	Size	Bronze	Aluminum	Size	Bronze	Aluminum	Size	Bronze	Aluminum
5" x 7"	FF-3FLAG-BZ	FF-3FLAG-AL	5" x 12"	FF-6FLAG-BZ	FF-6FLAG-AL	10" x 8"	FF-1008-BZ	FF-1008-AL	10"	FF-10-BZ	FF-10-AL
5" x 9"	FF-4FLAG-BZ	FF-4FLAG-AL	5" x 13"	FF-7FLAG-BZ	FF-7FLAG-AL	12" x 10"	FF-1210-BZ	FF-1210-AL	11"	FF-11-BZ	FF-11-AL
5" x 10"	FF-5FLAG-BZ	FF-5FLAG-AL							12"	FF-12-BZ	FF-12-AL

LSC-FF

PUTTING GREEN HEADS & STICK OPTIONS

Standard 3.5" diameter putting green heads are available in bronze & aluminum (option A). If you are looking for a more upscale look, our Deluxe 4" diameter heads are made using a combination of our Mirror Image etching process (option B). Both are available with a variety of accessories including cup bases and flag sticks, call us for all available options. Setup charges will apply for orders of less than 9 units.



3.5" STANDARD PUTTING GREEN HEAD

	Bronze	Aluminum
A	PGH-35-BZ	PGH-35-AL

4" DELUXE PUTTING GREEN HEAD

	Product ID
B	3PC-PGH

LSC-PGH



Cast bronze and aluminum cup base options

Bronze	Aluminum
BZ-BASE	AL-BASE



Tournament flagsticks available in single and multi-color versions

Product ID
ROD-JTR-A
ROD-JTR-B



MARK YOUR COURSE WITH SIGNAGE THAT LASTS

In-Ground Yardage markers are an essential element of play for any golf course. Properly marked courses can speed the pace of play and make for a more enjoyable golf experience. Multiple border options are available at no additional cost, please specify your preference at time of order.

*standard raised border option will be used if not specified



IN-GROUND MOUNT

Raised threaded bosses on back of marker sent with 2.5" length 1/4-20 stainless steel studs.



***RAISED**



CUSTOM NUMBER FONTS

Our standard font is "Century Old Style" for cast In-Ground markers. If you prefer another font style for your markers, in order to match an existing marker or coincide with your brand image, we can accommodate. A one-time setup charge to produce the custom font will be added, see below. Minimum number/character size is 1" height.



*minimum character heights may be required



CIRCLE

Shown: Crimson Red / Polished Aluminum

Size	Bronze	Aluminum
5"	MAC-05-BZ	MAC-05-AL
6"	MAC-06-BZ	MAC-06-AL
7"	MAC-07-BZ	MAC-07-AL
8"	MAC-08-BZ	MAC-08-AL
10"	MAC-10-BZ	MAC-10-AL
12"	MAC-12-BZ	MAC-12-AL



SQUARE

Shown: Antique / Polished Bronze

Size	Bronze	Aluminum
5" x 5"	MAS-55-BZ	MAS-55-AL
6" x 6"	MAS-66-BZ	MAS-66-AL
7" x 7"	MAS-77-BZ	MAS-77-AL
8" x 8"	MAS-88-BZ	MAS-88-AL
10" x 10"	MAS-10-BZ	MAS-10-AL
12" x 12"	MAS-12-BZ	MAS-12-AL



RECTANGLE

Shown: Capri Blue / Polished Bronze

Size	Bronze	Aluminum
5" x 3"	MAR-53-BZ	MAR-53-AL
6" x 4"	MAR-64-BZ	MAR-64-AL
7" x 5"	MAR-75-BZ	MAR-75-AL
8" x 6"	MAR-86-BZ	MAR-86-AL
9" x 7"	MAR-97-BZ	MAR-97-AL
10" x 7"	MAR-17-BZ	MAR-17-AL
10" x 8"	MAR-18-BZ	MAR-18-AL



OVAL

Shown: Gloss Black / Rolled Gold on Aluminum

Size	Bronze	Aluminum
5" x 3"	MAO-53-BZ	MAO-53-AL
6" x 4"	MAO-64-BZ	MAO-64-AL
7" x 4"	MAO-74-BZ	MAO-74-AL
7" x 5"	MAO-75-BZ	MAO-75-AL
8" x 6"	MAO-86-BZ	MAO-86-AL
10" x 7"	MAO-17-BZ	MAO-17-AL
10" x 8"	MAO-18-BZ	MAO-18-AL



ADD A LOGO TO YOUR MARKER

Proudly display your brands logo across the facility in cast metal markers. A cost-effective way to leave a lasting impression with your patrons. Please provide us with your artwork and we will create a rendering showing the layout of your marker. Setup charges may apply based on markers size and quantity being ordered, see below.

LOGO SETUP CHARGES

Choose from any of the standard shape and size options on page 21. Calculate the setup charge for your marker based on total square inches and see corresponding charges listed below. There is a one-time setup charge for any unique logo, setup is waived on orders of more than 30 units.

Small Logo 40 SQUARE INCHES
LSC-MKR
Medium Logo 41-70 SQUARE INCHES
LSC-MKR2
Large Logo 71-140 SQUARE INCHES
LSC-MKR3
30+ MARKERS PURCHASED SETUP CHARGES WAIVED

CUSTOMIZED OPTIONS

Whatever your marker needs, we can accommodate. Custom sizes, shapes, fonts, logos or mountings, we have provided a variety of helpful solutions to customers over the years. Call us with your ideas, or questions and we will be happy to assist finding a solution that works for you.



FAIRWAY PLATES

Cast metal mow-over fairway yardage plates are highly visible to golfers and help speed the pace of play. Choose from our standard sizes shown on page 21, or let us customize one for you.



ROUND TEE DISTANCE

Size	Bronze	Aluminum
8"	TDM-08-BZ	TDM-08-AL
10"	TDM-10-BZ	TDM-10-AL

LSC-TDM



RECTANGLE TEE DISTANCE

Size	Bronze	Aluminum
10" x 8"	TDM-1008-BZ	TDM-1008-AL
12" x 10"	TDM-1210-BZ	TDM-1210-AL

LSC-TDM



BEVELED MARKER

High polished beveled border with rich depth available in both bronze and aluminum

Size	Bronze	Aluminum
6"	BEV-06-BZ	BEV-06-AL
8"	BEV-08-BZ	BEV-08-AL
10"	BEV-10-BZ	BEV-10-AL
10" x 8"	BEV-108-BZ	BEV-108-AL

LSC-BEV



TEE BOX YARDAGE MARKER

Identify tee boxes with color dots and the distance to green. Add your logo or custom text, setup charges may apply.

Size	Bronze	Aluminum
8"	TBM-08-BZ	TBM-08-AL
10"	TBM-10-BZ	TBM-10-AL



CUSTOM ONE LINE OF TEXT OPTIONS

"One-liners" are our specialty. Need to inform golfers of a hazard or specific distance on a hole? We can add one line of unique text for a small charge.

*Maximum 18 characters

SET-TX

CART PATH MARKERS



Shown: 26077 Dark Bronze / Polished Bronze



Shown: Black / Polished Aluminum



Shown: Capri Blue / Polished Aluminum

BRONZE PYRAMID

ALUMINUM PYRAMID

ALUMINUM WITH COLOR

Cart Path markers come standard in standard yardages: 100, 150, 200, 250. Custom yardages are available for an additional charge, see below. Specify background colors from page 55 when placing order. Pyramid markers come standard with two threaded studs for mounting.

Marker measurements: 9" (l) x 5.25" (w) x 1.25" (h)

Product ID
PYZ-0-BZ
Custom - Bronze
PYZ-CUS-BZ

Product ID
PYZ-0-AL
Custom - Aluminum
PYZ-CUS-AL

Product ID
PYZ-0-CL



ARROWHEADS

ARROW WITH OVAL

CART WITH ARROW

Solid cast aluminum arrow with stainless steel spike mounting. Specify color from page 55.

8" x 5" cast aluminum arrow with stainless steel spike mounting. Hollow oval cast on both sides.

7" x 4" cast bronze or aluminum with stainless steel spike mounting.

Product ID
SC-AR
POWDER

Product ID
SC-AR
POWDER
SC-OVAL

Arrow	Bronze	Aluminum
LEFT	MIC-L-BZ	MIC-L-AL
RIGHT	MIC-R-BZ	MIC-R-AL

MOBILE INFO SIGNS



MOBILE INFO ARROWS

10" x 4"		
Message	Bronze	Aluminum
CARTS (LEFT)	MIA-CL-BZ	MIA-CL-AL
CARTS (RIGHT)	MIA-CR-BZ	MIA-CR-AL
NEXT TEE (LEFT)	MIA-NTL-BZ	MIA-NTL-AL
NEXT TEE (RIGHT)	MIA-NTR-BZ	MIA-NTR-AL

MOBILE INFO BELL END

10" x 5"	
Bronze	Aluminum
MIB-BELL-BZ	MIB-BELL-AL

MOBILE INFO RECTANGLE

10" x 3.5"	
Bronze	Aluminum
MIR-RECT-BZ	MIR-RECT-AL

CHOOSE A NUMBER FROM THE LIST BELOW TO SELECT THE MESSAGE SHOWN ON SIGN

STANDARD MESSAGES

NO CARTS

1001

KEEP CARTS ON PATHS

1002

PLEASE KEEP OFF

1003

IRONS ONLY

1004

USE 90 RULE

1005

←NEXT TEE

1006

NEXT TEE →

1007

CARTS →

1008

←CARTS

1009

NO CHIPPING

1010

REPAIR BALL MARKS

1011

SLOW

1012

NO CARTS BEYOND HERE

1013

CART PATH ONLY

1014

DROP AREA

1015

LSC-MI - CUSTOM SETUP CHARGE

CENTENNIAL TEE MARKERS



SHAPE 1



Size	Bronze	Aluminum
4" x 6"	TM-01-A-BZ	TM-01-A-AL
5" x 7"	TM-01-B-BZ	TM-01-B-AL

SHAPE 2



Size	Bronze	Aluminum
6" x 4"	TM-02-A-BZ	TM-02-A-AL
7" x 5"	TM-02-B-BZ	TM-02-B-AL

SHAPE 3



Size	Bronze	Aluminum
4" x 6"	TM-03-A-BZ	TM-03-A-AL
5" x 7"	TM-03-B-BZ	TM-03-B-AL

SHAPE 4



Size	Bronze	Aluminum
6" x 4"	TM-04-A-BZ	TM-04-A-AL
7" x 5"	TM-04-B-BZ	TM-04-B-AL

SHAPE 5



Size	Bronze	Aluminum
5"	TM-05-A-BZ	TM-05-A-AL
6"	TM-05-B-BZ	TM-05-B-AL

SHAPE 6



Size	Bronze	Aluminum
5"	TM-06-A-BZ	TM-06-A-AL
6"	TM-06-B-BZ	TM-06-B-AL

SHAPE 7



Size	Bronze	Aluminum
4" x 6"	TM-07-A-BZ	TM-07-A-AL
5" x 7"	TM-07-B-BZ	TM-07-B-AL

SHAPE 8



Size	Bronze	Aluminum
6" x 4"	TM-08-A-BZ	TM-08-A-AL
7" x 5"	TM-08-B-BZ	TM-08-B-AL



Custom Shapes Available - Call for Pricing

Setup charge will apply to all orders with less than 30 units

LSC-TM



LOLLYPOP TEE MARKER

Mounting spikes are cast into marker for easy and durable mounting. Use our standard 5" diameter shape shown to the left, or call us for custom shape and size options.

Size	Bronze	Aluminum
5"	LTM-BZ	LTM-AL

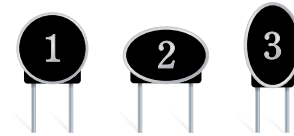
BRONZE MARKERS CAN HAVE SLIGHT BEND ADDED TO SPIKE FOR ADDITIONAL CHARGE

LSC-LTM



CAST ALUMINUM SPIKE MARKER

Size	Aluminum
SHAPE 1 - 6"	TM-RD-AL
SHAPE 2 - 7" x 5"	TM-OV1-AL
SHAPE 3 - 5" x 7"	TM-OV2-AL



LSC-CASM



VERTICAL WEDGE TEE MARKER

Vertical wedge tee markers are available with both bronze and aluminum plates attached. Choose from 9 standard plastic wedge colors shown below.

Size	Bronze	Aluminum
3.25" x 4"	TM-PED-BZ	TM-PED-AL



LSC-PED

SETUP CHARGES WAIVED 20+ MARKERS PURCHASED



CUSTOM HIGH PRESSURE LAMINATE TEE MARKER

Using extreme heat and pressure, the final product is a permanent fusion of image and CHPL that can never delaminate, separate, crack or peel. Graphics are impervious to moisture, and are extremely resistant to UV rays, scratching, impact, and graffiti. They're so durable we guarantee them for 10 full years.

CALL FOR PRICING



TOURNAMENT TEE MARKERS

Large double-sided monument style tee markers are available in cast aluminum. Markers are mounted with two stainless steel spikes.

Size	Product ID
12" x 6.5"	TM-TOURN

LSC-TTM
 SETUP CHARGES WAIVED 20+ MARKERS PURCHASED

MULTI-COLOR FINISH OPTION

Identify your tee box with color! We can incorporate additional colors into your marker design. See page 55 for standard color options or specify your Pantone color and we can match it. Charge will apply for each unique color added to your markers design, call us for pricing and details on markers using more than 3 colors.

MKR-COL - (SEE PAGE 55 FOR OPTIONS)



CUSTOM TEE MARKERS



WEDGE STYLE TEE MARKER

Add your logo to these classic markers and refine the appearance of every tee box. Mounted with single stainless steel spike provided.

Measurements: 6" diameter, 3.5" height at peak

Size	Bronze	Aluminum
6"	WEDGE-BRONZE	WEDGE-ALUMINUM
LSC-WEDGE		

3-PIECE DIMENSIONAL TEE MARKER

These markers allow courses to achieve the upscale look they desire. Each part is cast in three separate pieces that are finished individually. The deep beveled cast ring around the outside adds dimension while enhancing the look of the custom logo medallion attached to both sides. Multi-color designs allow for easy tee box identification and a prestigious look that no other marker can match.

Shape	Bronze	Aluminum
ROUND	3PC-RD-BZ	3PC-RD-AL
OVAL	3PC-OV-BZ	3PC-OV-AL

LSC-3PC

SETUP CHARGES WAIVED 20+ MARKERS PURCHASED



CUSTOM TEE MARKERS

Call with your ideas, we can help make them reality. One-time pattern setup charge may apply based on quantity. We can work with logos or special symbols to help create a concept tee marker unique to your establishment.



GALLERY



Custom Tee Sign, Classic Style, Aluminum
Shown in Navy Blue / Polished Raised Areas
See pages 4-8



Directional Sign, Aluminum
Shown in Black / Rolled Gold Raised Areas
See pages 10-13



Custom Bronze Tee Marker
Shown in Black / Polished Raised Areas
See pages 28-29



Aluminum Directional Sign
Shown in Black / Polished Raised Areas
See pages 10-13




Bronze Tee sign, Signature Series
Shown in Black / Polished Raised Areas
See pages 4-8



Tee sign, Signature Series, Bronze
Shown in Custom Brown / Polished Raised Areas
See pages 4-8
See page 50 for Collar Hanger Arm Shown



In-Ground Yardage Marker, Bronze with 3D Logo
Shown in Black / Polished Raised Areas
See page 20-23



Multi-Finish Tee Marker, Bronze
Shown in Deep Green / Antique Bronze
with Polished Raised Areas
See page 26-29



Cast Aluminum Spike Marker
Shown in Black / Polished Raised Areas
See page 27



Lollipop Tee Marker, Bronze
Shown in Crimson Red / Polished Raised Areas
See page 27



Custom Tee Sign, Classic Series, Bronze
Shown in Black / Polished Raised Areas
with Ball Washer Setup
See pages 4-9



Cast Plaque, Bronze
Shown in Deep Green / Polished Raised Areas
See pages 38-45



Custom Plaque, Bronze with 3D logo
Shown in Black / Polished Raised Areas
See pages 38-45



Arrowhead Marker, Aluminum
Shown in Standard Powder Coat Finishes
See page 24



3-Piece Dimensional Tee Marker
Bronze
See page 29



Tee sign, Classic Series, Aluminum
Shown in Black / Polished Raised Areas
Custom Tee Box Identification Flags
See pages 4-8



STABILITY & DISTINCTION

Custom engraved plastic signs are an appealing yet economical way to mark your course. Choose from our standard shapes and sizes shown, or send us your idea, the possibilities are endless. Several options are available for adding logos and other visual elements. Call us with your ideas and make them reality today!

BORDER STYLES



INSET BORDER



NO BORDER



DOUBLE LINE

SHAPES & COLORS

For custom shapes or layouts, please provide us with a hand sketch. We can create full color renderings for your approval once provided with required information.



1
GREEN
WHITE
GREEN

2
GREEN
TAN
GREEN

3
TAN
GREEN
TAN

4
WHITE
GREEN
WHITE

5
BROWN
WHITE
BROWN

6
BLACK
WHITE
BLACK

7
WHITE
BLACK
WHITE

8
RED
WHITE
RED

9
BLUE
WHITE
BLUE

10
YELLOW
BLACK
YELLOW


ENGRAVED TEE SIGN PACKAGES - INCLUDES 18 SIGNS

CLASSIC

Size	Product ID
15" x 19"	PKG-PLS-1519-CS
18" x 24"	PKG-PLS-1824-CS
24" x 30"	PKG-PLS-2430-CS

SIGNATURE

Size	Product ID
15" x 19"	PKG-PLS-1519-SS
18" x 24"	PKG-PLS-1824-SS
24" x 30"	PKG-PLS-2430-SS



IMPERIAL

Size	Product ID
15" x 19"	PKG-PLS-1519-IS
18" x 24"	PKG-PLS-1824-IS
24" x 30"	PKG-PLS-2430-IS



TAILOR MADE TEE SIGN OPTIONS - DESIGN YOUR OWN

Size	Product ID - Description
12" x 18"	HDPE-1218 - .500" THICKNESS ENGRAVED PLASTIC
14" x 20"	HDPE-1420 - .500" THICKNESS ENGRAVED PLASTIC
16" x 22"	HDPE-1622 - .500" THICKNESS ENGRAVED PLASTIC
18" x 24"	HDPE-1824 - .500" THICKNESS ENGRAVED PLASTIC
20" x 26"	HDPE-2026 - .500" THICKNESS ENGRAVED PLASTIC
22" x 28"	HDPE-2228 - .500" THICKNESS ENGRAVED PLASTIC
24" x 30"	HDPE-2430 - .500" THICKNESS ENGRAVED PLASTIC
30" x 40"	HDPE-3040 - .750" THICKNESS ENGRAVED PLASTIC
32" x 42"	HDPE-3242 - .750" THICKNESS ENGRAVED PLASTIC
34" x 46"	HDPE-3446 - .750" THICKNESS ENGRAVED PLASTIC
36" x 48"	HDPE-3648 - .750" THICKNESS ENGRAVED PLASTIC
40" x 48"	HDPE-4048 - .750" THICKNESS ENGRAVED PLASTIC



ENGRAVED LOGOS

Your logo can be precision cut directly into the sign board.

PLS-ENG



RESIN COLOR FILL

Add color to your plastic signs with our unique resin process.

PLS-RESIN



INSET LEXAN LOGO

UV stable color graphics are reverse printed on a protective shield and embedded into the sign.


PLS-INSET



CUSTOM HOLE MAP

Hole maps are added to sign with engraved or inset options depending on the level of detail.

PLS-MAP



PACE OF PLAY SIGN - TODAY'S COURSE RULES - CLOCK

Available in the color options shown below. Signs include 12" weatherproof clock mounted to sign face, which is accessible from the back of sign. Advise mounting when ordering.

14" X 24"	14" X 24"	14" X 24"	24" X 36"
PLS-S1200-A	PLS-S1200-B	PLS-S14006P	PLS-S1400



STOP SIGNS

Engraved 1/2" thick HDPE stop sign, includes stainless steel mounting screws.

Size	Product ID
12"	PLS-FF-12
18"	PLS-FF-18
24"	PLS-FF-24
30"	PLS-FF-30



Green / White / Green - Engraved

Product ID
PLS-LG-GREEN



Black Plastic with Metallic Gold Resin

Product ID
PLS-LG-GOLD

COURSE AND FAIRWAY SIGNS

15" x 9" engraved laminated plastic Fairway Signs. Standard color options shown to the left. For custom messages refer to the setup charge shown below. Comes standard with spike mounting, other mounting options available upon request.

LSC-CAF

STANDARD MESSAGES

- 001 BAG DROP
- 002 ← BAG DROP
- 003 BAG DROP →
- 004 BAG DROP ↑
- 005 CART PATH ONLY THIS HOLE
- 006 CARTS ↔
- 007 ← CARTS
- 008 CARTS →
- 009 CHEMICALS APPLIED TODAY
- 010 CLOSED
- 011 DROP AREA
- 012 ← EXIT
- 013 EXIT →
- 014 EXIT ↑
- 015 GROUND UNDER REPAIR
- 016 HOLE ↑
- 017 ← HOLE 1
- 018 HOLE 1 →

- 019 ← HOLE 10
- 020 HOLE 10 →
- 021 HOLE 10 ↑
- 022 IRONS ONLY
- 023 KEEP CARTS 30 FEET FROM GREEN
- 024 KEEP CARTS OFF APRONS
- 025 KEEP CARTS ON PATH
- 026 KEEP CARTS OUT OF NATIVE GRASS
- 027 KEEP PACE OF PLAY
- 028 LESSONS ONLY
- 029 MATS ONLY
- 030 NATURAL AREA
- 031 ← NEXT TEE
- 032 NEXT TEE →
- 033 NEXT TEE ↑
- 034 NO CARTS
- 035 NO CARTS BEYOND THIS POINT
- 036 NO CHIPPING

- 037 NO METAL SPIKES
- 038 PARK GOLF CARTS HERE
- 039 PLEASE KEEP OFF
- 040 PLEASE RAKE TRAP
- 041 PRIVATE PROPERTY KEEP OUT
- 042 PUTTING GREEN CLOSED
- 043 RANGE CLOSED
- 044 REPAIR BALL MARKS ON GREEN
- 045 REPLACE DIVOTS
- 046 RESERVED PARKING
- 047 RESTROOM
- 048 SCATTER
- 049 SLOW
- 050 SUMMER RULES
- 051 USE 90 RULE
- 052 VALET PARKING
- 053 WET AREA
- 054 WINTER RULES

EASEL SIGNS



“Today’s Yardage” & “Golf Time” easels are made from 1/2” recycled plastic. Flags are filled with our special resin and your choice of color. Each easel is mounted with an aluminum hinge design for an easy to move and store design. See the standard layouts below or call us with your needs. We can customize any easel to meet your requirements.

16 x 24 EASEL WITH CLOCK

Single Sided	Product ID
GOLF TIME WITH 12” DIAMETER CLOCK	PC-GC300

Double Sided	Product ID
GOLF TIME WITH 12” DIAMETER CLOCK	PC-GC301



16 x 24 TODAY’S YARDAGES

Single Sided	Product ID
3 FLAG	PC-ES351-3

4 FLAG	PC-ES351-4
--------	------------

Double Sided	Product ID
--------------	------------

3 FLAG	PC-ES351-3D
--------	-------------

4 FLAG	PC-ES351-4D
--------	-------------

CLOCKS

Product ID
CLK-12

CLK-18

22 x 32 TODAY’S YARDAGES

Single Sided	Product ID
4 FLAG	PC-ES350-4

5 FLAG	PC-ES350-5
--------	------------

6 FLAG	PC-ES350-6
--------	------------

7 FLAG	PC-ES350-7
--------	------------

Double Sided	Product ID
--------------	------------

4 FLAG	PC-ES350-4D
--------	-------------

5 FLAG	PC-ES350-5D
--------	-------------

6 FLAG	PC-ES350-6D
--------	-------------

7 FLAG	PC-ES350-7D
--------	-------------

CAN BE ADDED TO CAST METAL SIGNS FOR AN ADDITIONAL CHARGE.

COURSE INFORMATION SIGNS



ENVIRONMENTAL SIGNS

24" x 12" engraved laminate plastic signs available in two messages, see below.

ENVIRONMENTALLY
PROTECTED AREA
DO NOT ENTER

ENV-1

ENVIRONMENTALLY
PROTECTED AREA
NO CARTS

ENV-2

Size	Product ID
24" x 12"	PLS-ENV1
24" x 12"	PLS-ENV2



CUSTOMIZE TO FIT YOUR NEEDS

Let us help you customize your design whatever the application may be. Full color product renderings will be provided for your review and approval on all projects. Combine any of the materials or options you see in our catalogue to create unique signs for your golf course or facilities.



CUSTOM DIRECTIONAL

Create your own custom laminate plastic signage using options shown on page 34. Minimum character requirements and font styles may apply.

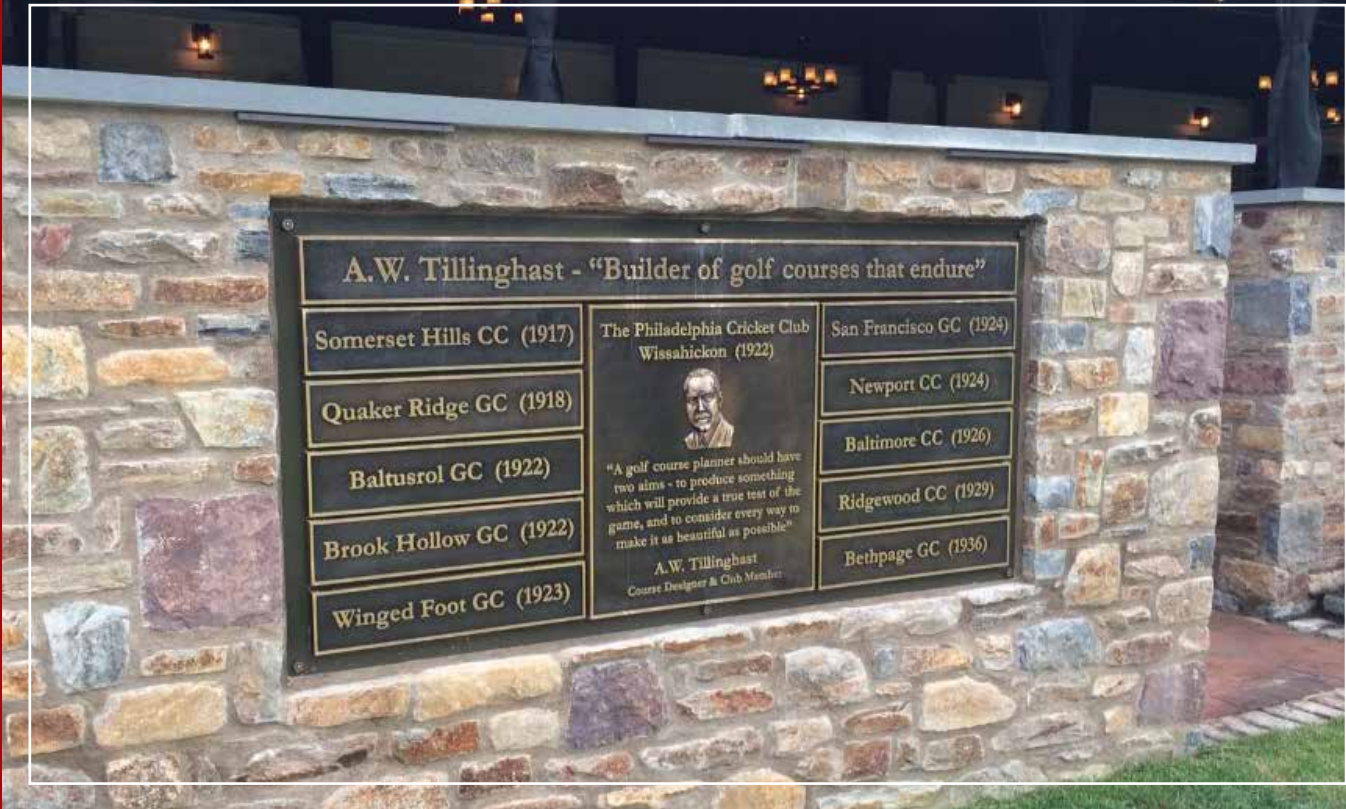


CUSTOM TEE MARKERS

We can create a custom plastic tee marker using a variety of manufacturing techniques and materials. Contact us with your ideas and we can develop conceptual artwork for your review.

[CALL FOR PRICING](#)






RECOGNITION, DEDICATION, COMMEMORATION & IDENTIFICATION

We can cast your custom plaque in any size or shape required, please call us with your needs. Our designers will work with you to ensure your commemorative, memorial, or dedication plaque ideas become a reality. Not sure whether to go with a cast aluminum or custom bronze plaque? Each material has distinct characteristics and advantages. Please call our customer service department for assistance in determining which material will work best for your particular application.

BACKGROUND TEXTURES

Choose from three standard background textures shown to the right. Pebble is our standard background texture and will be used if not specified otherwise. Additional charges may apply for Leatherette and Smooth texture options.



BORDER STYLES

- A. Single Line
- B. Double Line
- C. No Border
- D. *Beveled
- E. *Single Line Beveled

*Additional charges may apply

CAST PLAQUE LOGO & PORTRAIT OPTIONS

CUSTOM LOGO PAINTING

We can hand paint your logo for a small additional charge. Let us know the Pantone Colors you need to match and we will take care of the rest.

*Color matching charges may apply

CALL FOR PRICING

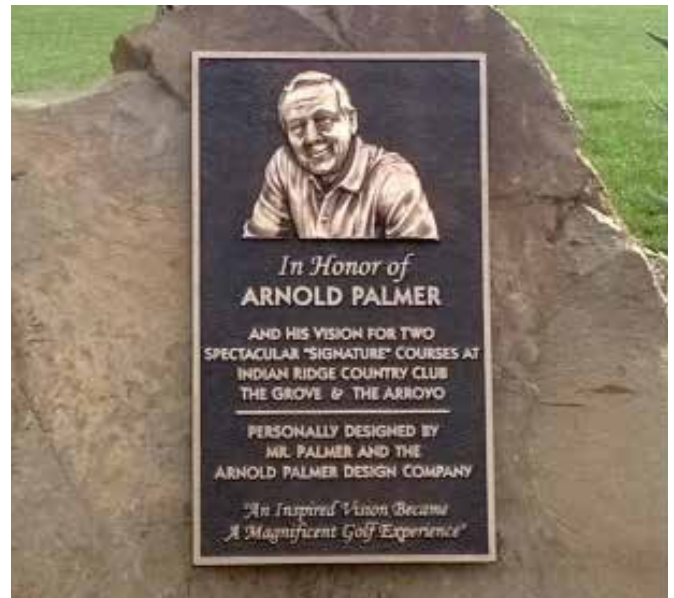


BAS-RELIEF

Hand sculpted bust up to 7" height is cast separate and added to your plaque. Provides highlighted detail for rich dimensional tribute.

Product ID

BAS

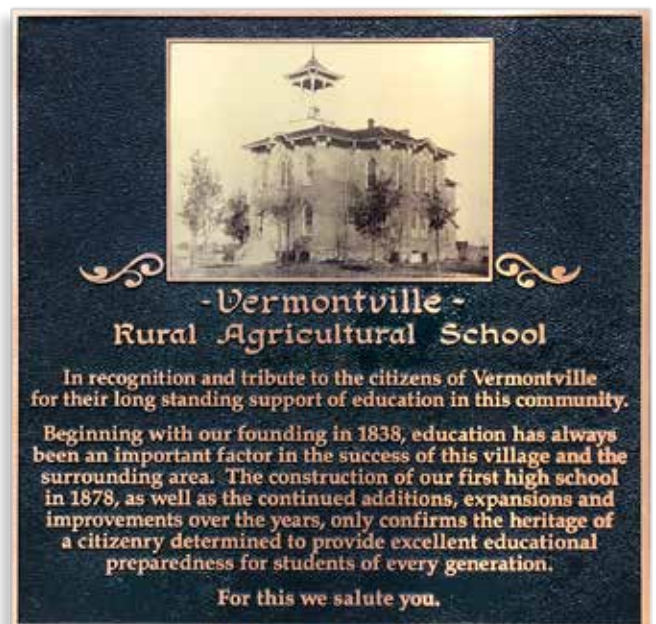


METAL PHOTO

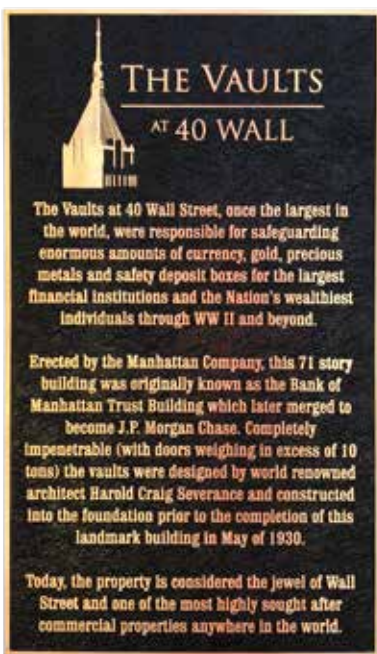
Your image applied to photo sensitive aluminum sheet. Available in both "silver-tone" & "gold-tone" to match your plaque. Recommended for extremely detailed art or photographs. Suitable for exterior applications.

Product ID

METALPHOTO







CAST PLAQUE PRICING



Size Inches	Product ID	Product ID
5 x 2	PQBZ-5x2	PQAL-5x2
5 x 3	PQBZ-5x3	PQAL-5x3
5 x 4	PQBZ-5x4	PQAL-5x4
5 x 5	PQBZ-5x5	PQAL-5x5
5 x 6	PQBZ-5x6	PQAL-5x6
5 x 7	PQBZ-5x7	PQAL-5x7
5 x 8	PQBZ-5x8	PQAL-5x8
5 x 9	PQBZ-5x9	PQAL-5x9
5 x 10	PQBZ-5x10	PQAL-5x10
5 x 11	PQBZ-5x11	PQAL-5x11
5 x 12	PQBZ-5x12	PQAL-5x12
5 x 13	PQBZ-5x13	PQAL-5x13
5 x 14	PQBZ-5x14	PQAL-5x14
5 x 15	PQBZ-5x15	PQAL-5x15
5 x 16	PQBZ-5x16	PQAL-5x16
5 x 17	PQBZ-5x17	PQAL-5x17
5 x 18	PQBZ-5x18	PQAL-5x18
5 x 19	PQBZ-5x19	PQAL-5x19
5 x 20	PQBZ-5x20	PQAL-5x20
6 x 2	PQBZ-6x2	PQAL-6x2
6 x 3	PQBZ-6x3	PQAL-6x3
6 x 4	PQBZ-6x4	PQAL-6x4
6 x 5	PQBZ-6x5	PQAL-6x5
6 x 6	PQBZ-6x6	PQAL-6x6
6 x 7	PQBZ-6x7	PQAL-6x7
6 x 8	PQBZ-6x8	PQAL-6x8
6 x 9	PQBZ-6x9	PQAL-6x9
6 x 10	PQBZ-6x10	PQAL-6x10
6 x 11	PQBZ-6x11	PQAL-6x11
6 x 12	PQBZ-6x12	PQAL-6x12
6 x 13	PQBZ-6x13	PQAL-6x13
6 x 14	PQBZ-6x14	PQAL-6x14
6 x 15	PQBZ-6x15	PQAL-6x15

CAST PLAQUE PRICING





	 BRONZE	 ALUMINUM		 BRONZE	 ALUMINUM
Size Inches	Product ID	Product ID	Size Inches	Product ID	Product ID
6 x 16	PQBZ-6x16	PQAL-6x16	8 x 12	PQBZ-8x12	PQAL-8x12
6 x 17	PQBZ-6x17	PQAL-6x17	8 x 13	PQBZ-8x13	PQAL-8x13
6 x 18	PQBZ-6x18	PQAL-6x18	8 x 14	PQBZ-8x14	PQAL-8x14
6 x 19	PQBZ-6x19	PQAL-6x19	8 x 15	PQBZ-8x15	PQAL-8x15
6 x 20	PQBZ-6x20	PQAL-6x20	8 x 16	PQBZ-8x16	PQAL-8x16
6 x 22	PQBZ-6x22	PQAL-6x22	8 x 17	PQBZ-8x17	PQAL-8x17
7 x 2	PQBZ-7x2	PQAL-7x2	8 x 18	PQBZ-8x18	PQAL-8x18
7 x 3	PQBZ-7x3	PQAL-7x3	8 x 19	PQBZ-8x19	PQAL-8x19
7 x 4	PQBZ-7x4	PQAL-7x4	8 x 20	PQBZ-8x20	PQAL-8x20
7 x 5	PQBZ-7x5	PQAL-7x5	9 x 2	PQBZ-9x2	PQAL-9x2
7 x 6	PQBZ-7x6	PQAL-7x6	9 x 3	PQBZ-9x3	PQAL-9x3
7 x 7	PQBZ-7x7	PQAL-7x7	9 x 4	PQBZ-9x4	PQAL-9x4
7 x 8	PQBZ-7x8	PQAL-7x8	9 x 5	PQBZ-9x5	PQAL-9x5
7 x 9	PQBZ-7x9	PQAL-7x9	9 x 6	PQBZ-9x6	PQAL-9x6
7 x 10	PQBZ-7x10	PQAL-7x10	9 x 7	PQBZ-9x7	PQAL-9x7
7 x 11	PQBZ-7x11	PQAL-7x11	9 x 8	PQBZ-9x8	PQAL-9x8
7 x 12	PQBZ-7x12	PQAL-7x12	9 x 9	PQBZ-9x9	PQAL-9x9
7 x 13	PQBZ-7x13	PQAL-7x13	9 x 10	PQBZ-9x10	PQAL-9x10
7 x 14	PQBZ-7x14	PQAL-7x14	9 x 11	PQBZ-9x11	PQAL-9x11
7 x 16	PQBZ-7x16	PQAL-7x16	9 x 12	PQBZ-9x12	PQAL-9x12
7 x 17	PQBZ-7x17	PQAL-7x17	9 x 13	PQBZ-9x13	PQAL-9x13
7 x 18	PQBZ-7x18	PQAL-7x18	9 x 14	PQBZ-9x14	PQAL-9x14
7 x 19	PQBZ-7x19	PQAL-7x19	9 x 15	PQBZ-9x15	PQAL-9x15
7 x 20	PQBZ-7x20	PQAL-7x20	10 x 3	PQBZ-10x3	PQAL-10x3
8 x 3	PQBZ-8x3	PQAL-8x3	10 x 4	PQBZ-10x4	PQAL-10x4
8 x 4	PQBZ-8x4	PQAL-8x4	10 x 5	PQBZ-10x5	PQAL-10x5
8 x 5	PQBZ-8x5	PQAL-8x5	10 x 6	PQBZ-10x6	PQAL-10x6
8 x 6	PQBZ-8x6	PQAL-8x6	10 x 7	PQBZ-10x7	PQAL-10x7
8 x 7	PQBZ-8x7	PQAL-8x7	10 x 8	PQBZ-10x8	PQAL-10x8
8 x 8	PQBZ-8x8	PQAL-8x8	10 x 9	PQBZ-10x9	PQAL-10x9
8 x 9	PQBZ-8x9	PQAL-8x9	10 x 10	PQBZ-10x10	PQAL-10x10
8 x 10	PQBZ-8x10	PQAL-8x10	10 x 11	PQBZ-10x11	PQAL-10x11
8 x 11	PQBZ-8x11	PQAL-8x11	10 x 12	PQBZ-10x12	PQAL-10x12

CAST PLAQUE PRICING





Size Inches	Product ID	Product ID
10 x 14	PQBZ-10x14	PQAL-10x14
10 x 16	PQBZ-10x16	PQAL-10x16
10 x 18	PQBZ-10x18	PQAL-10x18
10 x 20	PQBZ-10x20	PQAL-10x20
10 x 22	PQBZ-10x22	PQAL-10x22
10 x 24	PQBZ-10x24	PQAL-10x24
12 x 4	PQBZ-12x4	PQAL-12x4
12 x 6	PQBZ-12x6	PQAL-12x6
12 x 8	PQBZ-12x8	PQAL-12x8
12 x 10	PQBZ-12x10	PQAL-12x10
12 x 12	PQBZ-12x12	PQAL-12x12
12 x 14	PQBZ-12x14	PQAL-12x14
12 x 16	PQBZ-12x16	PQAL-12x16
12 x 18	PQBZ-12x18	PQAL-12x18
12 x 20	PQBZ-12x20	PQAL-12x20
12 x 22	PQBZ-12x22	PQAL-12x22
12 x 24	PQBZ-12x24	PQAL-12x24
12 x 26	PQBZ-12x26	PQAL-12x26
12 x 28	PQBZ-12x28	PQAL-12x28
12 x 30	PQBZ-12x30	PQAL-12x30
14 x 6	PQBZ-14x6	PQAL-14x6
14 x 8	PQBZ-14x8	PQAL-14x8
14 x 10	PQBZ-14x10	PQAL-14x10
14 x 12	PQBZ-14x12	PQAL-14x12
14 x 14	PQBZ-14x14	PQAL-14x14
14 x 16	PQBZ-14x16	PQAL-14x16
14 x 18	PQBZ-14x18	PQAL-14x18
14 x 20	PQBZ-14x20	PQAL-14x20
14 x 22	PQBZ-14x22	PQAL-14x22
14 x 24	PQBZ-14x24	PQAL-14x24
14 x 26	PQBZ-14x26	PQAL-14x26
14 x 28	PQBZ-14x28	PQAL-14x28
14 x 30	PQBZ-14x30	PQAL-14x30

CAST PLAQUE PRICING

	 BRONZE	 ALUMINUM		 BRONZE	 ALUMINUM
Size Inches	Product ID	Product ID	Size Inches	Product ID	Product ID
16 x 6	PQBZ-16x6	PQAL-16x6	20 x 17	PQBZ-20x17	PQAL-20x17
16 x 8	PQBZ-16x8	PQAL-16x8	20 x 18	PQBZ-20x18	PQAL-20x18
16 x 10	PQBZ-16x10	PQAL-16x10	20 x 20	PQBZ-20x20	PQAL-20x20
16 x 12	PQBZ-16x12	PQAL-16x12	20 x 22	PQBZ-20x22	PQAL-20x22
16 x 14	PQBZ-16x14	PQAL-16x14	20 x 24	PQBZ-20x24	PQAL-20x24
16 x 16	PQBZ-16x16	PQAL-16x16	20 x 26	PQBZ-20x26	PQAL-20x26
16 x 18	PQBZ-16x18	PQAL-16x18	20 x 28	PQBZ-20x28	PQAL-20x28
16 x 20	PQBZ-16x20	PQAL-16x20	20 x 30	PQBZ-20x30	PQAL-20x30
16 x 22	PQBZ-16x22	PQAL-16x22	20 x 32	PQBZ-20x32	PQAL-20x32
16 x 24	PQBZ-16x24	PQAL-16x24	20 x 34	PQBZ-20x34	PQAL-20x34
16 x 26	PQBZ-16x26	PQAL-16x26	20 x 36	PQBZ-20x36	PQAL-20x36
16 x 28	PQBZ-16x28	PQAL-16x28	22 x 6	PQBZ-22x6	PQAL-22x6
16 x 30	PQBZ-16x30	PQAL-16x30	22 x 8	PQBZ-22x8	PQAL-22x8
18 x 6	PQBZ-18x6	PQAL-18x6	22 x 10	PQBZ-22x10	PQAL-22x10
18 x 8	PQBZ-18x8	PQAL-18x8	22 x 12	PQBZ-22x12	PQAL-22x12
18 x 10	PQBZ-18x10	PQAL-18x10	22 x 14	PQBZ-22x14	PQAL-22x14
18 x 12	PQBZ-18x12	PQAL-18x12	22 x 16	PQBZ-22x16	PQAL-22x16
18 x 14	PQBZ-18x14	PQAL-18x14	22 x 18	PQBZ-22x18	PQAL-22x18
18 x 16	PQBZ-18x16	PQAL-18x16	22 x 20	PQBZ-22x20	PQAL-22x20
18 x 18	PQBZ-18x18	PQAL-18x18	22 x 22	PQBZ-22x22	PQAL-22x22
18 x 20	PQBZ-18x20	PQAL-18x20	22 x 24	PQBZ-22x24	PQAL-22x24
18 x 22	PQBZ-18x22	PQAL-18x22	22 x 26	PQBZ-22x26	PQAL-22x26
18 x 24	PQBZ-18x24	PQAL-18x24	22 x 28	PQBZ-22x28	PQAL-22x28
18 x 26	PQBZ-18x26	PQAL-18x26	22 x 30	PQBZ-22x30	PQAL-22x30
18 x 28	PQBZ-18x28	PQAL-18x28	22 x 32	PQBZ-22x32	PQAL-22x32
18 x 30	PQBZ-18x30	PQAL-18x30	22 x 34	PQBZ-22x34	PQAL-22x34
18 x 32	PQBZ-18x32	PQAL-18x32	22 x 36	PQBZ-22x36	PQAL-22x36
20 x 6	PQBZ-20x6	PQAL-20x6	24 x 6	PQBZ-24x6	PQAL-24x6
20 x 8	PQBZ-20x8	PQAL-20x8	24 x 8	PQBZ-24x8	PQAL-24x8
20 x 10	PQBZ-20x10	PQAL-20x10	24 x 10	PQBZ-24x10	PQAL-24x10
20 x 12	PQBZ-20x12	PQAL-20x12	24 x 12	PQBZ-24x12	PQAL-24x12
20 x 14	PQBZ-20x14	PQAL-20x14	24 x 14	PQBZ-24x14	PQAL-24x14
20 x 16	PQBZ-20x16	PQAL-20x16	24 x 16	PQBZ-24x16	PQAL-24x16

CAST PLAQUE PRICING



Size Inches	Product ID	Product ID
24 x 18	PQBZ-24x18	PQAL-24x18
24 x 20	PQBZ-24x20	PQAL-24x20
24 x 22	PQBZ-24x22	PQAL-24x22
24 x 24	PQBZ-24x24	PQAL-24x24
24 x 26	PQBZ-24x26	PQAL-24x26
24 x 28	PQBZ-24x28	PQAL-24x28
24 x 30	PQBZ-24x30	PQAL-24x30
24 x 32	PQBZ-24x32	PQAL-24x32
24 x 36	PQBZ-24x36	PQAL-24x36
25 x 16	PQBZ-25x16	PQAL-25x16
25 x 20	PQBZ-25x20	PQAL-25x20
25 x 26	PQBZ-25x26	PQAL-25x26
25 x 36	PQBZ-25x36	PQAL-25x36
26 x 12	PQBZ-26x12	PQAL-26x12
26 x 14	PQBZ-26x14	PQAL-26x14
26 x 16	PQBZ-26x16	PQAL-26x16
26 x 18	PQBZ-26x18	PQAL-26x18
26 x 20	PQBZ-26x20	PQAL-26x20
26 x 22	PQBZ-26x22	PQAL-26x22
26 x 24	PQBZ-26x24	PQAL-26x24
26 x 26	PQBZ-26x26	PQAL-26x26
26 x 28	PQBZ-26x28	PQAL-26x28
26 x 30	PQBZ-26x30	PQAL-26x30
26 x 32	PQBZ-26x32	PQAL-26x32
26 x 34	PQBZ-26x34	PQAL-26x34
26 x 36	PQBZ-26x36	PQAL-26x36
28 x 10	PQBZ-28x10	PQAL-28x10
28 x 12	PQBZ-28x12	PQAL-28x12
28 x 14	PQBZ-28x14	PQAL-28x14
28 x 16	PQBZ-28x16	PQAL-28x16
28 x 18	PQBZ-28x18	PQAL-28x18
28 x 20	PQBZ-28x20	PQAL-28x20
28 x 22	PQBZ-28x22	PQAL-28x22

CAST PLAQUE PRICING

Size Inches	BRONZE	ALUMINUM	Size Inches	BRONZE	ALUMINUM
	Product ID	Product ID		Product ID	Product ID
28 x 24	PQBZ-28x24	PQAL-28x24	32 x 32	PQBZ-32x32	PQAL-32x32
28 x 26	PQBZ-28x26	PQAL-28x26	32 x 34	PQBZ-32x34	PQAL-32x34
28 x 28	PQBZ-28x28	PQAL-28x28	32 x 36	PQBZ-32x36	PQAL-32x36
28 x 30	PQBZ-28x30	PQAL-28x30	34 x 8	PQBZ-34x8	PQAL-34x8
28 x 32	PQBZ-28x32	PQAL-28x32	34 x 10	PQBZ-34x10	PQAL-34x10
28 x 34	PQBZ-28x34	PQAL-28x34	34 x 12	PQBZ-34x12	PQAL-34x12
28 x 36	PQBZ-28x36	PQAL-28x36	34 x 14	PQBZ-34x14	PQAL-34x14
30 x 8	PQBZ-30x8	PQAL-30x8	34 x 16	PQBZ-34x16	PQAL-34x16
30 x 10	PQBZ-30x10	PQAL-30x10	34 x 18	PQBZ-34x18	PQAL-34x18
30 x 12	PQBZ-30x12	PQAL-30x12	34 x 20	PQBZ-34x20	PQAL-34x20
30 x 14	PQBZ-30x14	PQAL-30x14	34 x 22	PQBZ-34x22	PQAL-34x22
30 x 16	PQBZ-30x16	PQAL-30x16	34 x 24	PQBZ-34x24	PQAL-34x24
30 x 18	PQBZ-30x18	PQAL-30x18	34 x 26	PQBZ-34x26	PQAL-34x26
30 x 20	PQBZ-30x20	PQAL-30x20	34 x 28	PQBZ-34x28	PQAL-34x28
30 x 22	PQBZ-30x22	PQAL-30x22	34 x 30	PQBZ-34x30	PQAL-34x30
30 x 24	PQBZ-30x24	PQAL-30x24	34 x 32	PQBZ-34x32	PQAL-34x32
30 x 26	PQBZ-30x26	PQAL-30x26	34 x 34	PQBZ-34x34	PQAL-34x34
30 x 28	PQBZ-30x28	PQAL-30x28	34 x 36	PQBZ-34x36	PQAL-34x36
30 x 30	PQBZ-30x30	PQAL-30x30	36 x 8	PQBZ-36x8	PQAL-36x8
30 x 32	PQBZ-30x32	PQAL-30x32	36 x 10	PQBZ-36x10	PQAL-36x10
30 x 34	PQBZ-30x34	PQAL-30x34	36 x 12	PQBZ-36x12	PQAL-36x12
30 x 36	PQBZ-30x36	PQAL-30x36	36 x 14	PQBZ-36x14	PQAL-36x14
32 x 8	PQBZ-32x8	PQAL-32x8	36 x 16	PQBZ-36x16	PQAL-36x16
32 x 10	PQBZ-32x10	PQAL-32x10	36 x 18	PQBZ-36x18	PQAL-36x18
32 x 12	PQBZ-32x12	PQAL-32x12	36 x 20	PQBZ-36x20	PQAL-36x20
32 x 14	PQBZ-32x14	PQAL-32x14	36 x 22	PQBZ-36x22	PQAL-36x22
32 x 16	PQBZ-32x16	PQAL-32x16	36 x 24	PQBZ-36x24	PQAL-36x24
32 x 18	PQBZ-32x18	PQAL-32x18	36 x 26	PQBZ-36x26	PQAL-36x26
32 x 20	PQBZ-32x20	PQAL-32x20	36 x 28	PQBZ-36x28	PQAL-36x28
32 x 22	PQBZ-32x22	PQAL-32x22	36 x 30	PQBZ-36x30	PQAL-36x30
32 x 24	PQBZ-32x24	PQAL-32x24	36 x 32	PQBZ-36x32	PQAL-36x32
32 x 26	PQBZ-32x26	PQAL-32x26	36 x 34	PQBZ-36x34	PQAL-36x34
32 x 28	PQBZ-32x28	PQAL-32x28	36 x 36	PQBZ-36x36	PQAL-36x36



PGA Champions 1968-1987			
1968	Julius Boros (PISCATAWAY COUNTRY CLUB)	1978	John Mahaffey (DANFORTH HILLS COUNTRY CLUB)
1969	Raymond Floyd (NICK COUNTRY CLUB)	1979	David Graham (DORLAND HILLS COUNTRY CLUB)
1970	Dave Stockton (NORTHERN HILLS COUNTRY CLUB)	1980	Jack Nicklaus (DAN HILL COUNTRY CLUB)
1971	Jack Nicklaus (PGA NATIONAL GOLF CLUB)	1981	Larry Nelson (ATLANTA ATHLETIC CLUB)
1972	Gary Player (DORLAND HILLS COUNTRY CLUB)	1982	Raymond Floyd (DORLAND HILLS COUNTRY CLUB)
1973	Jack Nicklaus (CANTONWOOD GOLF CLUB)	1983	Hal Sutton (DORLAND HILLS COUNTRY CLUB)
1974	Lee Trevino (TAMLEWOOD GOLF CLUB)	1984	Lee Trevino (DORLAND HILLS COUNTRY CLUB)
1975	Jack Nicklaus (PINEHURST COUNTRY CLUB)	1985	Hubert Green (DORLAND HILLS COUNTRY CLUB)
1976	Dave Stockton (CONCORDIAL COUNTRY CLUB)	1986	Bob Tway (DORLAND HILLS COUNTRY CLUB)
1977	Lanny Wadkins (WHEELER BEACH GOLF CLUB)	1987	Larry Nelson (PGA NATIONAL GOLF CLUB)

ADD-PLATE PLAQUES & NAMEPLATES

Removable nameplates are a perfect way to add names and logos on new or existing plaques. Plaques can be designed to accommodate nameplates for future additions. Available in a variety of sizes, call us with your request and we can design a plaque to fit your needs.

CALL FOR PRICING



SPONSOR & STORY SIGNS

Have your tee signs tell a story, or even generate revenue! Displaying company logos or advertising below your tee sign is a great benefit for both courses and their sponsors. Recognition of important individuals or events within your organization can also be displayed for all patrons to see. Call us with your ideas and we can help your vision become a beautiful reality.

MTG-SPONSOR
INCLUDES SET OF 2 BRACKET CLIPS
SIGN PRICED SEPARATELY

MEMORIAL AND COMMEMORATIVE

The game of golf is full of memorable moments and events. Cast bronze and aluminum plaques are the perfect way to mark a significant event in your organizations history.



ONE OF A KIND PLAQUES

We are dedicated to making sure important events in the game of golf are preserved for years to come. Let us help you create a show piece that your organization is proud to display for years to come.



DEDICATION PLAQUES

Create a lasting tribute for your event, building, individual or historic event with long lasting cast metal plaques. We can assist you through the design process including help choosing the material, size and layout that best fits your needs. Incorporate custom graphics, special fonts, logos or other memorable designs at no additional charge.

See pages 40-45 for pricing.



MOUNTING STYLES


CONCEALED STUD



Plaque has a flat back or a return so sign will lay flat against surface. Threaded studs provided to mount.

NO CHARGE

PANEL MOUNTING



Two holes drilled and tapped for 10-24 studs on back of part. Provided with stainless steel setscrews, nuts and washers used to fasten part from the backside of mounting panel. Advise thickness of panel so proper hardware can be sent.

NO CHARGE


SCREW MOUNTING



Oval or Flat Head screws through the face of the sign into mounting surface. Screws painted to match sign background.

NO CHARGE

SPONSOR SIGN / HANGING



Sponsors hang below existing sign using provided brackets and hardware. See page 46 for additional details on available mounting styles.


SEE PAGE 46

TOGGLE BOLT



Plaque is drilled through face and fastened with bolt/toggles. Decorative rosette options shown below.

MTG-TRO



EXPANSION ANCHOR

Machine screws and expansion sleeves work well with brick, stone, or masonry walls. Each metal expansion sleeve (lead anchor) has a threaded interior that accepts the provided machine screw. Rosette options shown below.

NO CHARGE

ROSETTE OPTIONS

Size	Product ID
1-1/8"	MTG-R1
1 1/16"	MTG-R2
1"	MTG-R3
1-3/8"	MTG-R4
1-1/8"	MTG-R5
1-3/8"	MTG-R6
1-3/8"	MTG-R7



R1



R2



R3



R4



R5



R6



R7



DIRECT MOUNT

Sign is fastened through post and threads into bosses on back of sign with provided stainless steel hardware.

NO CHARGE



DOUBLE POST

Used to mount larger size signs, similar to “Direct Mount” style. Posts come pre-drilled to match sign and include all required hardware.


NO CHARGE



SIDE MOUNT

Aluminum “L-brackets” are secured to back of sign. Brackets are then secured to pre-drilled post using provided stainless steel hardware.

MTG-SM



PODIUM MOUNT

Bosses are cast into the back of the plaque and match the angled mounting plate welded to post. Stainless steel mounting hardware provided. Specify post length when ordering, see page 51 for post options.

MTG-PM



HANGER ARM MOUNT

Aluminum arm is fastened to the back of sign and attached to post. Sign can mount off either side of post.

Double sided mounting is available, call for details.

MTG-HA



POST WRAP BRACKETS

Using extruded bracket sets, signs can wrap around existing 2.375”, 3”, 4” diameter posts. Includes a set of two brackets and all required hardware.

Size	Product ID
2.375”	Z-238
3”	Z-300
4”	Z-400



COLLAR HANGER ARM

Our decorative wrap style hanger arm fits both 3" & 4" diameter posts. Available with a variety of options including dual mounted arms and hanging basket options. Collar is custom designed to compliment posts and bases, made of cast aluminum. Call us for more details and pricing.

MTG-CL-3

MTG-CL-4

PKG-CL
INCLUDES 18 UNITS



WELDED YARD ARM

Welded yardarm posts are custom built for your sign order. Arms are welded directly to post before powder coating and drilled so that signs can easily be attached with minimal assembly. Price does not include post, see page 51 for options.

MTG-YA1

PKG-YA1
INCLUDES 18 UNITS

ALUMINUM POWDER COATED POSTS



SQUARE



SMOOTH



FLUTED

Length	2" Square	3" Square	4" Square	3" Smooth	4" Smooth	3" Fluted	4" Fluted
6'-0"	POST-SQ-22-06	POST-SQ-33-06	POST-SQ-44-06	POST-SM-0306	POST-SM-0406	POST-FL-0306	POST-FL-0406
7'-0"	POST-SQ-22-07	POST-SQ-33-07	POST-SQ-44-07	POST-SM-0307	POST-SM-0407	POST-FL-0307	POST-FL-0407
8'-0"	POST-SQ-22-08	POST-SQ-33-08	POST-SQ-44-08	POST-SM-0308	POST-SM-0408	POST-FL-0308	POST-FL-0408



DIRECT BURIAL POSTS

Design for use with concrete installation. We recommend 18" to 24" of post burial depth. Size and depth of concrete varies according to local soil conditions. Concrete foundations should extend above ground level and be larger in diameter than the base to prevent damage and to ensure finish will be protected for years to come.



SURFACE MOUNT POSTS

Designed to be used when pole is mounted above grade and fastened with anchors or "J-bolts" in concrete.

CALL FOR PRICING



COLONIAL

Size	Product ID	Specs
3"	BS-03B	HEIGHT: 31" FOOTPRINT: 12"
4"	BS-04B	HEIGHT: 30.5" FOOTPRINT: 12"
SPLIT BASE		



STREETSCAPE

Size	Product ID	Specs
3"	BS-03A	HEIGHT: 32" FOOTPRINT: 12"
4"	BS-04A	HEIGHT: 32" FOOTPRINT: 12"
SPLIT BASE		



MINI AMERICANA

Size	Product ID	Specs
3"	BS-03F	HEIGHT: 10" FOOTPRINT: 9"
4"	BS-04F	HEIGHT: 10" FOOTPRINT: 9"
SOLID BASE		



HANOVER

Size	Product ID	Specs
3"	BS-03E	HEIGHT: 17.5" FOOTPRINT: 8"
SOLID BASE		



CORINTHIAN

Size	Product ID	Specs
3"	BS-03C	HEIGHT: 24" FOOTPRINT: 7.5"
SOLID OPTIONS		



LEGEND

Size	Product ID	Specs
4"	BS-04H	HEIGHT: 18" FOOTPRINT: 13"
SOLID BASE		

CAST ALUMINUM POST CAPS



ACORN

Size	Product ID
3" DIAMETER	FN-0103
4" DIAMETER	FN-0104



GLOBE

Size	Product ID
3" DIAMETER	FN-0203
4" DIAMETER	FN-0204



BALL CAP

Size	Product ID
2" SQUARE	FN-1022
3" SQUARE	FN-1033
4" SQUARE	FN-1044



PINECONE

Size	Product ID
3" DIAMETER	FN-TH01



HORSE HEAD

Size	Product ID
3" DIAMETER	FN-TH02



GOLF BALL

Size	Product ID
3" DIAMETER	FN-TH03



IMPERIAL

Size	Product ID
3" SQUARE	FN-1233
4" SQUARE	FN-1244



NEWEL

Size	Product ID
2" SQUARE	FN-1122
3" SQUARE	FN-1133
4" SQUARE	FN-1144



CORINTHIAN ROUND

Size	Product ID
3" DIAMETER	FN-TH07
4" DIAMETER	FN-TH08



CORINTHIAN SQUARE


Size	Product ID
3" SQUARE	FN-TH09
4" SQUARE	FN-TH10



OUR FINISHES...WHY THEY ARE THE BEST

We finish all of our products using the highest quality materials, equipment and processes in the industry. Unlike other companies, we do not keep our finishing techniques and materials a secret from the customer. We want our customers to know how products are being finished so they are comfortable in knowing they will receive the highest quality coatings available in the industry. Over the years we have perfected our process with help from Matthews Paint Company and PPG. Our signs and markers have undergone rigorous testing in scratch, solvent and salt spray testing facilities. We are confident you will not find a better coating system that allows for such a diverse selection of colors (Pantone Matching System) available in the sign and marker industry. We do it right, without cutting corners or using inferior coatings. Visit our website to learn all the details on how your signage is being finished, care and maintenance instructions and more.





BACKGROUND COLOR OPTIONS



JET BLACK



NATURAL WHITE



DURANGO GRAY



BRUSHED ALUMINUM



RICH BROWN



MEDIUM BRONZE



DARK BRONZE



TUCSON GOLD



JONQUIL YELLOW



CANTERBURY CREAM



MEXICALLI RED



CRIMSON RED



DEEP GREEN



MOSS GREEN



NEW GRASS GREEN



CAPRI BLUE



AMERICAN BLUE



ELECTRIC BLUE

NATURAL FINISH OPTIONS



ANTIQUÉ (BRONZE)



RAW BRONZE



PEWTER (ALUMINUM)

RAISED SURFACE FINISH OPTIONS



POLISHED BRONZE



POLISHED ALUMINUM



ROLLED RAISED COLOR

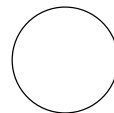


POWDER COAT COLOR OPTIONS



JET BLACK

Tiger Drylac
Bengal Black



NATURAL WHITE

Tiger Drylac
Bengal White



MOSS GREEN

Tiger Drylac
RAL 6009



MINERAL BRONZE

Spraylat
PPL58185

Description	Product ID
SETUP CHARGE - ADD FOR EACH ADDITIONAL COLOR PER YARDAGE/FAIRWAY MARKER	MKR-COL
PANTONE MATCHING SYSTEM - COLOR MATCH	PMS
POWDER COAT SMALL ITEM CHARGE - SPECIFY RAL COLOR TO BE USED	POWDER
SETUP CHARGE FOR "PRISMATIC" POWDER COAT FINISH	POWDER-PRISM
SETUP CHARGE FOR CUSTOM RAL POWDER COAT *SPECIFY RAL NUMBER WITH ORDER	POWDER-RAL

BEFORE ORDERING OR REQUESTING A QUOTE...

PART NUMBER

You can find the part number in the “Product I.D.” section on the product page. For custom products that are not listed in the catalog, please provide us with as much applicable information from the categories below to help us prepare an accurate proposal.

SIZE

Let us know the exact or approximate dimensions of the product. If you are unsure what size is best, let us know and we can help. We will also advise you, during the quoting process, if there is a less expensive or alternative layout that may be usable.

SETUP CHARGES

Some products require a setup charge before certain quantities have been met. See the product page for details or call our customer service department for pricing.

SHAPE

Standard shape options are shown on the product page. Custom shapes are available for an additional charge. Call our design team to discuss options and pricing.

LOGO

If you would like a logo on your sign, please provide us with the artwork and we can determine if the format is acceptable for proofing and production. Logo files must be in one of the following formats: PDF, black and white JPG, Illustrator, or EPS. Logos sent in other formats which require design time may result in additional charges.

SIGN INFORMATION

What information will appear on the sign? Signs can have any number of different characters including text, logos, directional arrows, special characters and more. By providing us with this information at the time of the quote, we can determine what type of sign is best suited for displaying your desired information, and thus quote an accurate price.

BACKGROUND COLOR

Refer to “Background Color Options” on page 55 to choose from the standard colors available. You can also request a custom color match for a small additional charge. Please provide Pantone color number(s) for custom color requests at the time of your quote.

MATERIAL & RAISED FINISH

Cast aluminum and bronze signs have a raised finish option, see page 55. All raised areas can be either polished or painted with any of our standard background colors.

MOUNTING STYLE

Advise which mounting style you prefer, see “Mounting Styles” on page 48-49. Depending on the type of product being ordered, several mounting options are available. If a custom mounting application is required, call us for details. Additional costs may be associated with creating a custom mounting assembly.

SPECIAL INSTRUCTIONS

If you have a special request for the way your sign is to be manufactured, finished, or shipped, please let us know. All special instructions need to be noted when requesting a quote.

OTHER HELPFUL THINGS TO INCLUDE:

- Drawings, artwork, hand drawn sketches, or photos of the product we are quoting
- Physical samples of the product you are trying to match or duplicate
- Appropriate contact information and delivery instructions
- Time sensitivity of the project
- Microsoft Excel or Word documents with listed sign information/yardages and marker requirements

GALLERY



Dimensional Tee Marker, Bronze
Shown in Antique / Red - White
Polished Raised Areas
See page 29



Multi-Finish Tee Marker, Aluminum
Shown in Black / Crimson Red
with Polished Raised Areas
See page 26-29



700 Series Ball Washer
Steel Waste Enclosure
Shown in Black
See page 8

GALLERY



Tee sign, Classic Series, Bronze
Shown in Black/ Polished Raised Areas
See pages 4-8



Custom 3D Tee Marker
Shown in Antique Rubbed Bronze
See page 26-29



Classic Blade Trim
3" Fluted Post with Streetscapes Base
Gloss Black Powder Coat Finish
See Signature Streetscapes Catalog for Options



Single Post Mounted Tee Sign,
Imperial Series, Bronze
Shown in Black with Polished
Raised Areas
See page 8



Directional Sign, Aluminum
Shown in Black / Rolled Gold Raised Areas
See pages 10-13



Custom Spike Tee Marker, Aluminum
Shown in Black with Custom Finishing
See pages 27



Custom Shape Tee Sign, Imperial Series, Bronze
Shown in Antique / Polished Raised Areas
See pages 4-8



Tee Sign, Classic Series, Bronze
Shown in Black / Polished Raised Areas
Concealed Stud Mounting
See pages 4-8



Vertical Wedge Tee Marker, Bronze
Shown in Black / Polished Raised Areas
Mounted to Blue Plastic Wedge
See page 27



Tee Sign, Signature Series, Aluminum
Shown in Black / Polished Raised Areas
See pages 4-8

2019 SIGNAGE CATALOG

Your Community Enhancement Solution...



Commercial
&
Residential

outdoorau@yahoo.com
outdooraccessoriesunlimited.com

Phone 586.557.0613
Fax 586.566.8295

586-557-0613

OUTDOORACCESSORIESUNLIMITED.COM